



International Students' Pre-Arrival Guide


Macquarie Education Group Australia Pty Ltd t/a MEGA Education
Provider Code: 91305 | CRICOS Code: 02657J

www.mega.edu.au | info@mega.edu.au | +61 2 9299 6788



M E G A

A SMARTER PATHWAY



Message Academic Manager

Dear Student,
Thank you for your interest in MEGA Education.
We are committed to providing quality education and learning to students from all over the world.

Students at MEGA benefit from our qualified team of teaching professionals with real-world, best-practice experience in industry and the global business arena, offering world-class standards in English, vocational and higher education courses.

A MEGA education equips students with the necessary skills, knowledge, technologically innovative learning and exposure to current business practices and work experience needed to succeed in our competitive world.

Athena Valassas
Academic Manager

Important checklist before you leave home

General personal items

- A water bottle
- Pens and notebooks
- Laptop or tablet devices
- Some Australian currency of about AUD\$200 to \$500 for arrival expenses
- International credit and or debit cards

Suggested packing tips:

- Suitable clothing (Australia has varied climates depending on the city and season)
- Power adapters (compliant with Australia Type plugs, 230V supply)
- Laptop, chargers, and essential study materials
- Personal items that make you feel at home
- Limit liquids (strict customs rules)
- Please DO NOT bring in food, plant, animal products to name a few but please check for any updates (on any biosecurity rules using the link below).

Documents to Prepare

- Valid passport (with at least 6 months before expiry)
- Student visa approval letter
- Confirmation of Enrolment (CoE)
- Offer letter and acceptance documents
- Certified copies of academic transcripts and certificates
- Important contact numbers of school accommodation, embassy in case of emergency.

Australia has very strict biosecurity rules and you are advised to check the following website for update:

- <https://www.agriculture.gov.au/biosecurity-trade/travelling/to-australia>.

At the Airport:

- Complete Incoming Passenger Card
- Declare items honestly (strict penalties for undeclared food and or animal products)
- Have your passport, visa, and CoE ready for inspection (if requested by Immigration and Custom Officer)

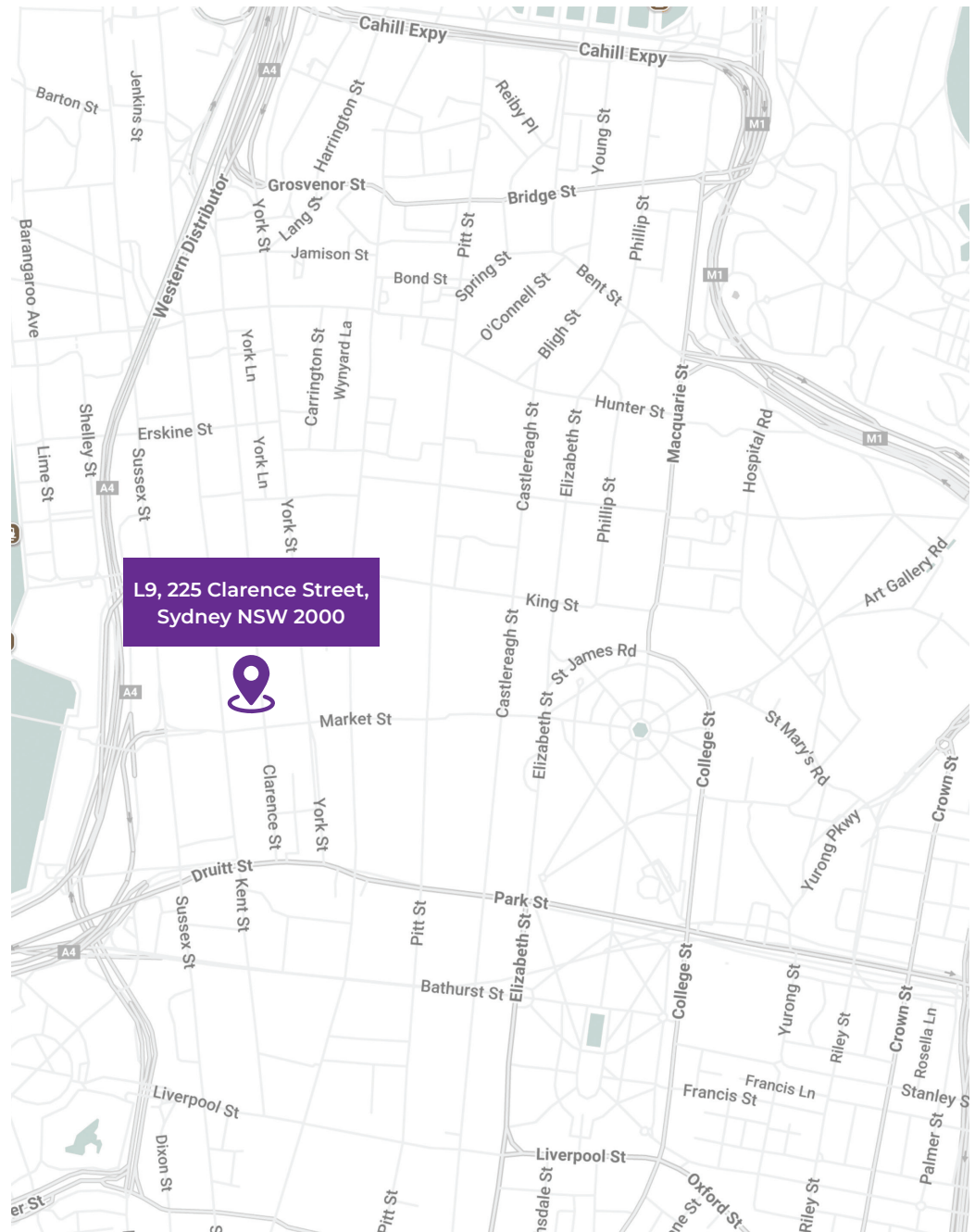
NOTE: For more information please visit:

- <https://www.abf.gov.au>.



A SMARTER PATHWAY Contents

Campus Location	03
Compulsory Student Orientation	04
Emergency & Health Contact	09
The MEGA family	11



MEGA is located in the heart of Sydney CBD, near the Queen Victoria Building (QVB).

Convenient access to public transport, students can readily experience the cafes, restaurants, entertainment venues and shopping that Sydney life offers.

Compulsory Student Orientation

Before your course commences, you must:

- Attend our compulsory Orientation programme
- The Admissions team will email you the Orientation programme:
 - For English students - at least 2 weeks prior to the commencement date
 - For Vocational (VET) students - 3 week.

The schedule and date for Orientation are:

- Vocational students: 2 weeks prior to commencement of term
- English students: Every Friday the week before course commencement. If Friday is a public holiday, it will be on Thursday.



The induction/Orientation programme is designed to help you adjust to life in Australia.

Its purpose is to fully inform new students of most aspects of life at **MEGA** and provide an introduction to studying in Australia. Please take this opportunity to familiarise yourself with the campus and the surrounding areas nearby.

It also serves as a reference to MEGA policies and procedures, as well as supplying information about the facilities and services available.

Students are responsible for understanding and complying with the policies, procedures and other information outlined at Orientation and in the Student Handbook.

English course Orientation Schedule/Programme:

TIME	WHAT	WHERE
9:00 am - 9:30 am	Registration for all new students details. For under 18 years old, parents/guardian must be present.	Level 9, Room 9.05
9:30 am - 10:15 am	Orientation Presentation: <i>By Academic Manager</i>	Level 9, Room 9.05
10:15 am - 10:45 am	Break	Level 9, Room 9.05
10:45 am - 11:00 am	Questions from students and Parents/ guardian.	
11:00 am - 11:30 am	Campus tour and end of Orientation.	Level 9, Room 9.05
NOTE: <ul style="list-style-type: none"> • Students who have not done the Online English Placement test before will be required to complete the test before they leave the Orientation programme • Students will be allocated to classes based on placement test result • All classes will commence on Monday and if Monday is a public holiday, it will be Tuesday. 		

Primary School Preparation (PSP)

THIS IS NOT A CRICOS COURSE.

Sample Timetable for Primary School Preparation (PSP)

TIME	MONDAY	TUESDAY	WEDNESDAY	THURSDAY	FRIDAY
9:00am–10:30am	Reading and Comprehension skills	Math: Introduction to Numbers	Science: Exploring Weather and Seasons	Social Studies: Local Community and Helpers	Creative Arts: Drawing and Painting Techniques
10:30am–10:45am	MORNING BREAK				
10:45am–12:30pm	Music: Singing and Rhythm Basics	PE: Fun with Fitness (Games and Coordination)	Art: Crafts with Recycled Materials	Computer Skills: Basic Typing and Internet Safety	Language Arts: Storytelling and Puppet Show
12:30pm–1:15pm	LUNCH BREAK				
1:15pm–2:30pm	Math: Fun with Shapes and Patterns	Science: Plant Life Cycle	Studies: Maps and Globes	Language Arts: Poetry and Simple Plays	Field Trip: Visit to a Local Park or Historical Site
2:30pm–3:00pm	Afternoon Activities: Puzzle Time	Afternoon Activities: Team Building Games	Afternoon Activities: Nature Walk	Afternoon Activities: Reading Circle	Graduation Party or Field Trip



High School Preparation (HSP)

CRICOS CODE: 059274J

Sample Timetable for High School Preparation (HSP)

TIME	MONDAY	TUESDAY	WEDNESDAY	THURSDAY	FRIDAY
9:00am–10:30am	Revision of Language and communication skills	Textbook Reading and speaking	Textbook Listening and speaking	Textbook Writing	File revision Weekly short test (optional)
10:30am–10:45am	MORNING BREAK				
10:45am–12:30pm	School subject topics Mathematics	School subject topics Geography	Excursion	School subject topics Visual arts poster analysis	Project-Based Learning: Group Presentations & Discussions
12:30pm–1:15pm	LUNCH BREAK				
1:15pm–3:00pm	School subject activities Mathematics	School subject activities Geography	School subject activities Visual arts	Project cont. Visual arts Poster design	Graduation Ceremony Or Project-Based Learning



English Language Programs


CRICOS CODE: 059823G

Sample Timetable (Morning)

TIME	MONDAY	TUESDAY	WEDNESDAY	THURSDAY
9.00am - 11.15am	Review of last week Speaking and Listening activities	English Grammar Using the new grammar structure in writing and speaking	English Grammar How to use the new grammar structure	Weekly Revision
	English Grammar Using the new grammar in speaking	Reading and Listening activities	Writing skills How to write emails/stories/ paragraphs/essays etc.	Grammar and Vocabulary consolidation
	45 minutes lunch			
12.00pm - 2.45pm	Vocabulary Using the new vocabulary in context/real life	Speaking Skills How to survive in Australia Aussie culture and slang	Vocabulary Vocabulary for the topic of the week	Learning from songs/movies

Sample Timetable (Evening)

EVENING	MONDAY	TUESDAY	WEDNESDAY	THURSDAY
4.00pm - 6.30pm	Review of last week Speaking and Listening activities	English Grammar Using the new grammar structure in writing and speaking	English Grammar How to use the new grammar structure	Weekly Revision
	English Grammar Using the new grammar in speaking	Reading and Listening activities	Writing skills How to write emails/stories/ paragraphs/essays etc.	Grammar and Vocabulary consolidation
	45 minutes dinner			
7.15pm - 9.30pm	Vocabulary Using the new vocabulary in context/real life	Speaking Skills How to survive in Australia Aussie culture and slang	Vocabulary Vocabulary for the topic of the week	Learning from songs/movies



VET Student Orientation Schedule - Morning session

TIME	WHAT	WHERE
9:00 am - 10:00 am	Registration for all new students - using aXcelerate system to update details and access aXcelerate	Level 2, Room 2.05
10:00 am - 11:00 am	Student Services Presentation: <i>By Student Services Officer</i>	Level 2, Room 2.05
11:00 am - 11:15 am	Break	Level 2, Room 2.05
11:15 am - 12:30 pm	Academic Presentation: <i>By Academic Manager</i>	Level 2, Room 2.05
12:30 pm - 1:00 pm	Question from student and Survey (End of Orientation)	Level 2, Room 2.05

VET Student Orientation Schedule - Afternoon session

TIME	WHAT	WHERE
2:00 pm - 2:30 pm	Registration for all new students - Using aXcelerate system to update details and IT training	Level 2, Room 2.05
2:30 pm - 3:15 pm	Student Services Presentation: <i>By Student Services Officer</i>	Level 2, Room 2.05
3:15 pm - 3:30 pm	Break	Level 2, Room 2.05
3:30 pm - 4:30 pm	Academic Presentation: <i>By Academic Manager</i>	Level 2, Room 2.05
4:30 pm - 5:00 pm	Question from student and Survey (End of Orientation)	Level 2, Room 2.05





Cost of Living in Sydney (approx per month and may subject to change)

- Rent: AUD\$ 700–1,500
- Homestay: Approx AUD\$ 400 to AUD\$ 450 per week
- Food: AUD\$ 300–600
- Transport: AUD\$ 100–200
- Utilities & Internet: AUD\$ 100–150
- Entertainment & extras: AUD\$ 200+

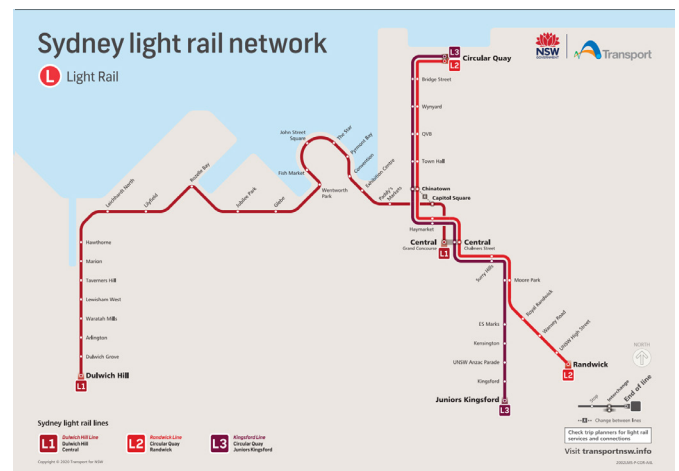
Important information and guides - Settling in Sydney

Public Transport

The following are the transport that are available:

1. Train and Metro - the fastest way to get around. They operates from early morning until midnight (Opal card)
2. Bus - Covers suburbs and areas where the trains do not service (Opal card)
3. Ferry around Sydney and surrounding areas and it is great for sight-seeing. It is also a great way to travel to Manly, Taronga Zoo and Parramatta (Opal card)
4. Sydney Light Rail (SLR) - operates around Sydney CBD and inner city suburbs of Randwick, Kingsford, Dulwich Hill and Circular Quay. A Popular way to get around Sydney CBD and inner city suburbs. (Opal card)

Please see the SLR network coverage below for more information.



5. Other transport options:

- Taxis - an expensive mode of transport. Available - 24/7
- Rideshare e.g. UBER, OLA, Didi - a cheaper alternative to taxi
- E-Bicycle like LIME, ARIIO and HELLO- available around Sydney CBD and inner Sydney suburbs.

Public transport in Sydney is relatively cheap and very accessible.

Timetables, maps and service information for all modes of transport are available at the following websites:

- <https://www.sydney.com/travel-information/transport>
- <https://transportnsw.info/>

Alternatively, students can call Transport Infoline on **131 500** to speak to an operator.

To travel around Sydney via public transport, you will need an Opal card.



NOTE: Please remember to TAP on and TAP off each time you get on and off the public transport. Failure to do so may result in a hefty fine of AUD\$200 to \$400 when caught.



What is an Opal card?

Opal cards are smartcard tickets that you keep, reload and reuse to pay for travel on public transport. Simply add value to your Opal card then tap on and tap off to pay your fares on trains, buses, ferries and light rail – anywhere within the Opal network. You can buy and top up your Opal card at train stations, newsagencies, supermarkets, convenience stores or online.

For more information on Opal card and Sydney's public transport system, please visit:

<https://www.opal.com.au/en/get-an-opal-card/>

Opal card benefits:

- **Daily Travel cap:** around \$19.30 (you won't be charged more in one day)
- **Weekly cap:** around \$50

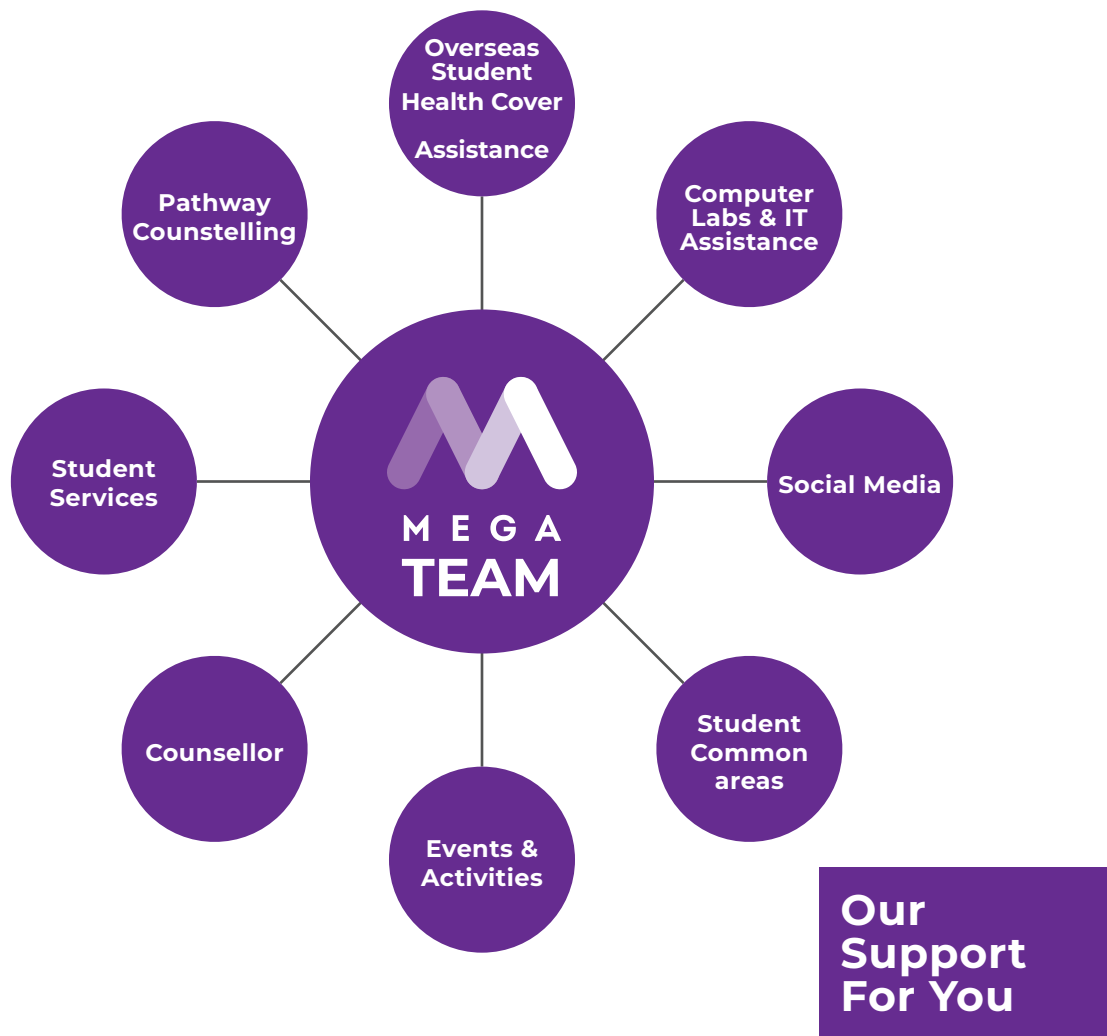
Important Safety & Emergency Contacts

Emergency & Health Contact

EMERGENCY OR HEALTH CONDITIONS	NUMBERS
Police and medical (for medical and life-threatening issues only)	000 or 112
Lifeline 24-hour counselling service	13 11 14
Poisons information	13 11 26
SES (State Emergency Services) for other emergencies e.g. storm damages etc	13 25 00
Fair Work	13 13 94
Gambler's Help	1800 858 858
Drug and Alcohol	1800 250 015
Beyond Blue (Depression and Anxiety)	1300 22 4636
Black Dog Institute (Mental health)	(02) 9382 2991
Kids Helpline (counselling services for young people up to age 25 years)	1800 55 1800
Mensline	1300 78 99 78
Suicide Call Back Service	1300 659 467

Culture & Lifestyle:

- Australia is multicultural and welcoming
- Practice English Only
- Respect local laws and customs
- Explore beaches, nature, and cultural festivals.



Student Support Services available to students:

- **Academic skills support to assist students facing difficulties in classes**
- **Counselling support and referral to professional assistance if needed**
- **Homestay placement and guardianship placement**
- **Career advice seminars**
- **Cultural events e.g. international food day, end of term BBQ, museums, Halloween, Christmas Kris Kringle/Secret Santa etc**
- **High School and Primary School placement, school visit, prepare student for interview, AEAS test etc**
- **Graduation ceremony**
- **Open day**



The MEGA family

The MEGA family - fellow students, staff, teachers and trainers, is a friendly, helpful and student oriented community. We have an open door policy and students are welcome to come in to meet any staff for a chat or to discuss any issues that you may have at any time with or without an appointment.

We organise end of term BBQ, graduation ceremony, international food day, outdoor activities including visits to events, museum and many other activities to enhance your study with us.

We will assist and guide you to settle in the new study and living environment quickly. The High School Preparation and Primary School Preparation classes will have weekly activities and depending on the weather, some of these activities will be outdoor in nature where students are given the opportunity to learn about cultural events and practice to speak English and real life environment.

Final Checklist Before Leaving Home:

- Valid passport ☐
- Check visa ☐
- Make contact with MEGA on travel arrangement..... ☐
- Credit card and/or arrange sufficient funds..... ☐
- Accomodation details ☐
- Airport pickup details..... ☐
- Name and contact details of MEGA representative ☐
- Enough currency for taxis, buses, phone calls etc. in the event of an emergency..... ☐

Upon Arrival in Australia:

- Call home..... ☐
- Settle into accommodation ☐
- Contact MEGA ☐
- Purchase household items and food..... ☐
- Open a bank account..... ☐
- Attend Orientation and start classes ☐



mega.sydney



@mega.hei.sydney



@MEGAPathways



mega-sydney



Copyright Notice:

This document and its contents are protected by Australian and International copyright laws. No part of this document may be reproduced or transmitted in any form or by any means, electronically or mechanically, including photography, scanning, recording or any information storage or retrieval system, without permission in writing from the original copyright owners. Information and/or resources used from the Commonwealth, government agencies, national or state regulators, training.gov.au, public domain information, or any other external sources do not constitute copyright and remain the property of the original authors/agencies.

Macquarie Education Group Australia Pty Ltd (MEGA Education) | Sydney | Australia | Contact: info@mega.edu.au