



# International Students' Pre-Arrival Guide


Macquarie Education Group Australia Pty Ltd t/a MEGA Education  
Provider Code: 91305 | CRICOS Code: 02657J

[www.mega.edu.au](http://www.mega.edu.au) | [info@mega.edu.au](mailto:info@mega.edu.au) | +61 2 9299 6788



**MEGA**

A SMARTER PATHWAY



**Athena Valassas**  
Academic Manager

# Message Academic Manager

Dear Student,  
Thank you for your interest in MEGA Education.  
We are committed to providing quality education and learning to students from all over the world.

Students at MEGA benefit from our qualified team of teaching professionals with real-world, best-practice experience in industry and the global business arena, offering world-class standards in English, vocational and higher education courses.

A MEGA education equips students with the necessary skills, knowledge, technologically innovative learning and exposure to current business practices and work experience needed to succeed in our competitive world.

## Important checklist before you leave home

### General personal items

- A water bottle
- Pens and notebooks
- Laptop or tablet devices
- Some Australian currency of about AUD\$200 to \$500 for arrival expenses
- International credit and or debit cards

### Suggested packing tips:

- Suitable clothing (Australia has varied climates depending on the city and season)
- Power adapters (compliant with Australia Type plugs, 230V supply)
- Laptop, chargers, and essential study materials
- Personal items that make you feel at home
- Limit liquids (strict customs rules)
- Please DO NOT bring in food, plant, animal products to name a few but please check for any updates (on any biosecurity rules using the link below).

### Documents to Prepare

- Valid passport (with at least 6 months before expiry)
- Student visa approval letter
- Confirmation of Enrolment (CoE)
- Offer letter and acceptance documents
- Certified copies of academic transcripts and certificates
- Important contact numbers of school accommodation, embassy in case of emergency.

### Australia has very strict biosecurity rules and you are advised to check the following website for update:

- <https://www.agriculture.gov.au/biosecurity-trade/travelling/to-australia>.

### At the Airport:

- Complete Incoming Passenger Card
- Declare items honestly (strict penalties for undeclared food and or animal products)
- Have your passport, visa, and CoE ready for inspection (if requested by Immigration and Custom Officer)

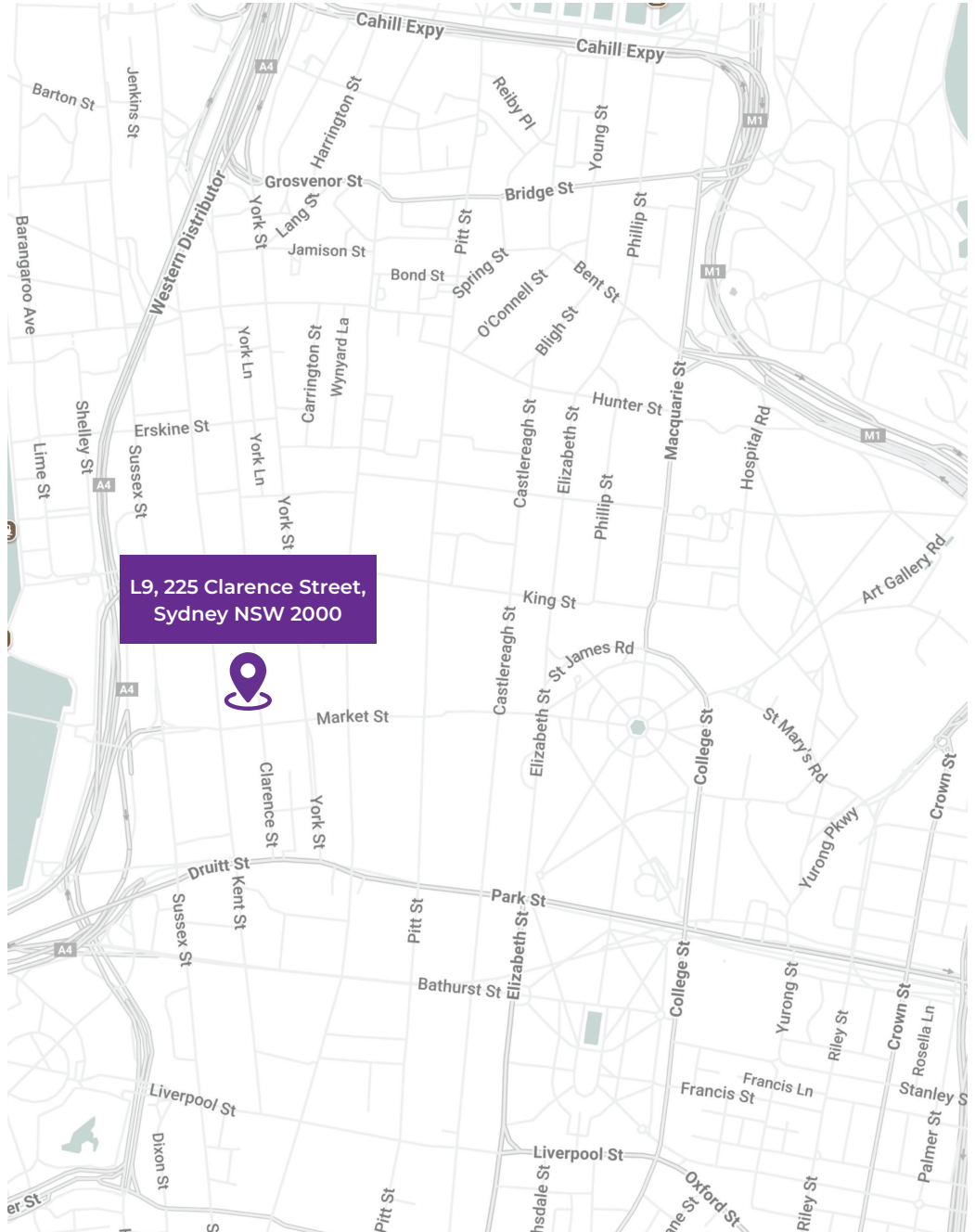
### NOTE: For more information please visit:

- <https://www.abf.gov.au>.



# Contents

Campus Location	03
Compulsory Student Orientation	04
Emergency & Health Contact	09
The MEGA family	11



MEGA is located in the heart of Sydney CBD, near the Queen Victoria Building (QVB).

Convenient access to public transport, students can readily experience the cafes, restaurants, entertainment venues and shopping that Sydney life offers.

# Compulsory Student Orientation

## Before your course commences, you must:

- Attend our compulsory Orientation programme
- The Admissions team will email you the Orientation programme:
  - For English students - at least 2 weeks prior to the commencement date
  - For Vocational (VET) students - 3 week.

## The schedule and date for Orientation are:

- Vocational students: 2 weeks prior to commencement of term
- English students: Every Friday the week before course commencement. If Friday is a public holiday, it will be on Thursday.



The induction/Orientation programme is designed to help you adjust to life in Australia.

Its purpose is to fully inform new students of most aspects of life at **MEGA** and provide an introduction to studying in Australia. Please take this opportunity to familiarise yourself with the campus and the surrounding areas nearby.

It also serves as a reference to MEGA policies and procedures, as well as supplying information about the facilities and services available.

Students are responsible for understanding and complying with the policies, procedures and other information outlined at Orientation and in the Student Handbook.

## English course Orientation Schedule/Programme:

TIME	WHAT	WHERE
9:00 am - 9:30 am	<b>Registration for all new students details. For under 18 years old, parents/guardian must be present.</b>	Level 9, Room 9.05
9:30 am - 10:15 am	<b>Orientation Presentation: By Academic Manager</b>	Level 9, Room 9.05
10:15 am - 10:45 am	<b>Break</b>	Level 9, Room 9.05
10:45 am - 11:00 am	<b>Questions from students and Parents/ guardian.</b>	
11:00 am - 11:30 am	<b>Campus tour and end of Orientation.</b>	Level 9, Room 9.05

### NOTE:

- Students who have not done the Online English Placement test before will be required to complete the test before they leave the Orientation programme
- Students will be allocated to classes based on placement test result
- All classes will commence on Monday and if Monday is a public holiday, it will be Tuesday.

# Primary School Preparation (PSP)

CRICOS CODE: 119943J

## Sample Timetable for Primary School Preparation (PSP)

TIME	MONDAY	TUESDAY	WEDNESDAY	THURSDAY	FRIDAY
9:00am-10:30am	<b>Reading and Comprehension skills</b>	<b>Math:</b> Introduction to Numbers	<b>Science:</b> Exploring Weather and Seasons	<b>Social Studies:</b> Local Community and Helpers	<b>Creative Arts:</b> Drawing and Painting Techniques
10:30am-10:45am	<b>MORNING BREAK</b>				
10:45am-12:30pm	<b>Music:</b> Singing and Rhythm Basics	<b>PE:</b> Fun with Fitness (Games and Coordination)	<b>Art:</b> Crafts with Recycled Materials	<b>Computer Skills:</b> Basic Typing and Internet Safety	<b>Language Arts:</b> Storytelling and Puppet Show
12:30pm-1:15pm	<b>LUNCH BREAK</b>				
1:15pm-2:30pm	<b>Math:</b> Fun with Shapes and Patterns	<b>Science:</b> Plant Life Cycle	<b>Studies:</b> Maps and Globes	<b>Language Arts:</b> Poetry and Simple Plays	<b>Field Trip:</b> Visit to a Local Park or Historical Site
2:30pm-3:00pm	<b>Afternoon Activities:</b> Puzzle Time	<b>Afternoon Activities:</b> Team Building Games	<b>Afternoon Activities:</b> Nature Walk	<b>Afternoon Activities:</b> Reading Circle	<b>Graduation Party or Field Trip</b>



# High School Preparation (HSP)

CRICOS CODE: 059274J

## Sample Timetable for High School Preparation (HSP)

TIME	MONDAY	TUESDAY	WEDNESDAY	THURSDAY	FRIDAY
9:00am-10:30am	<b>Revision of Language and communication skills</b>	<b>Textbook</b> Reading and speaking	<b>Textbook</b> Listening and speaking	<b>Textbook</b> Writing	<b>File revision</b> <b>Weekly short test (optional)</b>
10:30am-10:45am	<b>MORNING BREAK</b>				
10:45am-12:30pm	<b>School subject topics</b> Mathematics	<b>School subject topics</b> Geography	<b>Excursion</b>	<b>School subject topics</b> Visual arts poster analysis	<b>Project-Based Learning:</b> Group Presentations & Discussions
12:30pm-1:15pm	<b>LUNCH BREAK</b>				
1:15pm-3:00pm	<b>School subject activities</b> Mathematics	<b>School subject activities</b> Geography	<b>School subject activities</b> Visual arts	<b>Project cont.</b> Visual arts Poster design	<b>Graduation Ceremony Or Project-Based Learning</b>



# English Language Programs


CRICOS CODE: 059823G

## Sample Timetable (Morning)

TIME	MONDAY	TUESDAY	WEDNESDAY	THURSDAY
9.00am - 11.15am	<b>Review of last week</b> Speaking and Listening activities	<b>English Grammar</b> Using the new grammar structure in writing and speaking	<b>English Grammar</b> How to use the new grammar structure	<b>Weekly Revision</b>
	<b>English Grammar</b> Using the new grammar in speaking	<b>Reading and Listening activities</b>	<b>Writing skills</b> How to write emails/stories/ paragraphs/essays etc.	<b>Grammar and Vocabulary consolidation</b>
<b>45 minutes lunch</b>				
12.00pm - 2.45pm	<b>Vocabulary</b> Using the new vocabulary in context/real life	<b>Speaking Skills</b> How to survive in Australia Aussie culture and slang	<b>Vocabulary</b> Vocabulary for the topic of the week	<b>Learning from songs/movies</b>

## Sample Timetable (Evening)

EVENING	MONDAY	TUESDAY	WEDNESDAY	THURSDAY
4.00pm - 6.30pm	<b>Review of last week</b> Speaking and Listening activities	<b>English Grammar</b> Using the new grammar structure in writing and speaking	<b>English Grammar</b> How to use the new grammar structure	<b>Weekly Revision</b>
	<b>English Grammar</b> Using the new grammar in speaking	<b>Reading and Listening activities</b>	<b>Writing skills</b> How to write emails/stories/ paragraphs/essays etc.	<b>Grammar and Vocabulary consolidation</b>
<b>45 minutes dinner</b>				
7.15pm - 9.30pm	<b>Vocabulary</b> Using the new vocabulary in context/real life	<b>Speaking Skills</b> How to survive in Australia Aussie culture and slang	<b>Vocabulary</b> Vocabulary for the topic of the week	<b>Learning from songs/movies</b>



## VET Student Orientation Schedule - Morning session

TIME	WHAT	WHERE
9:00 am - 10:00 am	<b>Registration for all new students - using aXcelerate system to update details and access aXcelerate</b>	Level 2, Room 2.05
10:00 am - 11:00 am	<b>Student Services Presentation:</b> <i>By Student Services Officer</i>	Level 2, Room 2.05
11:00 am - 11:15 am	<b>Break</b>	Level 2, Room 2.05
11:15 am - 12:30 pm	<b>Academic Presentation:</b> <i>By Academic Manager</i>	Level 2, Room 2.05
12:30 pm - 1:00 pm	<b>Question from student and Survey (End of Orientation)</b>	Level 2, Room 2.05

## VET Student Orientation Schedule - Afternoon session

TIME	WHAT	WHERE
2:00 pm - 2:30 pm	<b>Registration for all new students - Using aXcelerate system to update details and IT training</b>	Level 2, Room 2.05
2:30 pm - 3:15 pm	<b>Student Services Presentation:</b> <i>By Student Services Officer</i>	Level 2, Room 2.05
3:15 pm - 3:30 pm	<b>Break</b>	Level 2, Room 2.05
3:30 pm - 4:30 pm	<b>Academic Presentation:</b> <i>By Academic Manager</i>	Level 2, Room 2.05
4:30 pm - 5:00 pm	<b>Question from student and Survey (End of Orientation)</b>	Level 2, Room 2.05





To travel around Sydney via public transport, you will need an Opal card.



**NOTE:** Please remember to TAP on and TAP off each time you get on and off the public transport. Failure to do so may result in a hefty fine of AUD\$200 to \$400 when caught.



### What is an Opal card?

Opal cards are smartcard tickets that you keep, reload and reuse to pay for travel on public transport. Simply add value to your Opal card then tap on and tap off to pay your fares on trains, buses, ferries and light rail – anywhere within the Opal network. You can buy and top up your Opal card at train stations, newsagencies, supermarkets, convenience stores or online.

For more information on Opal card and Sydney's public transport system, please visit:

<https://www.opal.com.au/en/get-an-opal-card/>.

### Opal card benefits:

- **Daily Travel cap:** around \$19.30 (you won't be charged more in one day)
- **Weekly cap:** around \$50

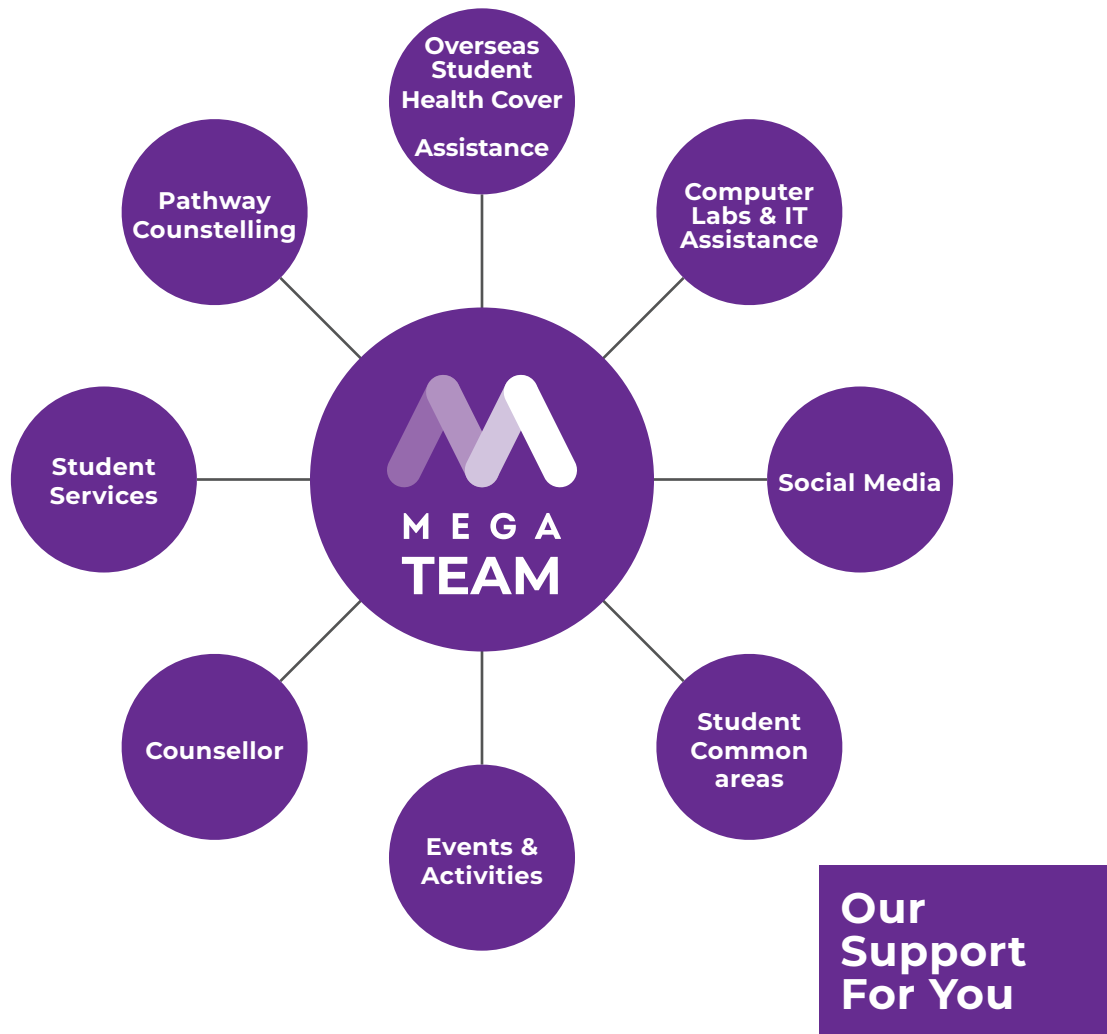
## Important Safety & Emergency Contacts

### Emergency & Health Contact

EMERGENCY OR HEALTH CONDITIONS	NUMBERS
Police and medical (for medical and life-threatening issues only)	000 or 112
Lifeline 24-hour counselling service	13 11 14
Poisons information	13 11 26
SES (State Emergency Services) for other emergencies e.g. storm damages etc	13 25 00
Fair Work	13 13 94
Gambler's Help	1800 858 858
Drug and Alcohol	1800 250 015
Beyond Blue (Depression and Anxiety)	1300 22 4636
Black Dog Institute (Mental health)	(02) 9382 2991
Kids Helpline (counselling services for young people up to age 25 years)	1800 55 1800
Mensline	1300 78 99 78
Suicide Call Back Service	1300 659 467

### Culture & Lifestyle:

- Australia is multicultural and welcoming
- Respect local laws and customs
- Practice English Only
- Explore beaches, nature, and cultural festivals.



### **Student Support Services available to students:**

- **Academic skills support to assist students facing difficulties in classes**
- **Counselling support and referral to professional assistance if needed**
- **Homestay placement and guardianship placement**
- **Career advice seminars**
- **Cultural events e.g. international food day, end of term BBQ, museums, Halloween, Christmas Kris Kringle/Secret Santa etc**
- **High School and Primary School placement, school visit, prepare student for interview, AEAS test etc**
- **Graduation ceremony**
- **Open day**



## The MEGA family

**The MEGA family** - fellow students, staff, teachers and trainers, is a friendly, helpful and student oriented community. We have an open door policy and students are welcome to come in to meet any staff for a chat or to discuss any issues that you may have at any time with or without an appointment.

We organise end of term BBQ, graduation ceremony, international food day, outdoor activities including visits to events, museum and many other activities to enhance your study with us.

We will assist and guide you to settle in the new study and living environment quickly. The High School Preparation and Primary School Preparation classes will have weekly activities and depending on the weather, some of these activities will be outdoor in nature where students are given the opportunity to learn about cultural events and practice to speak English and real life environment.

## Final Checklist Before Leaving Home:

- Valid passport .....
- Check visa .....
- Make contact with MEGA on travel arrangement.....
- Credit card and/or arrange sufficient funds.....
- Accomodation details .....
- Airport pickup details.....
- Name and contact details of MEGA representative .....
- Enough currency for taxis, buses, phone calls etc. in the event of an emergency.....

## Upon Arrival in Australia:

- Call home .....
- Settle into accommodation .....
- Contact MEGA .....
- Purchase household items and food.....
- Open a bank account.....
- Attend Orientation and start classes .....



## Copyright Notice:

This document and its contents are protected by Australian and International copyright laws. No part of this document may be reproduced or transmitted in any form or by any means, electronically or mechanically, including photography, scanning, recording or any information storage or retrieval system, without permission in writing from the original copyright owners. Information and/or resources used from the Commonwealth, government agencies, national or state regulators, training.gov.au, public domain information, or any other external sources do not constitute copyright and remain the property of the original authors/agencies.